



Legal Services Clinic, Law Centre-1,  
Faculty of Law, University of Delhi



# Data Analysis of Client Register

2014-2015

© 2015 Legal Services Society, Law Centre-1 | All rights reserved.

First Published in July 2015

No part of the material may be reproduced or utilized in any form or by any means, electronic or mechanical, including photocopying, recording, broadcasting, or by any information storage and retrieval system, without prior permission in writing from Legal Services Society, Law Centre-1.

Our Address:

Legal Services Society, Law Centre-1,  
Faculty of Law, University of Delhi,  
Chhatra Marg, University Enclave, Delhi - 110007  
Tel: (+91) 1127666870  
Email - [legalaidsociety.lc1@gmail.com](mailto:legalaidsociety.lc1@gmail.com)  
Website - [www.legalss.weebly.com](http://www.legalss.weebly.com)

# Contents



1. Total Cases Reported & Referred Cases to DSLSA	3
2. Client Visits during August 2014 to May 2015	4
3. Gender Ratio	5
4. Nature of Cases	6
5. Beneficiaries	8
6. Monthly Trend of Cases	9

# 1. Total no. of cases Reported & Referred to DSLSA during the year 2014-15

Total No. of cases reported in the Legal Services Clinic, LC1 during August 2014 – May 2015:

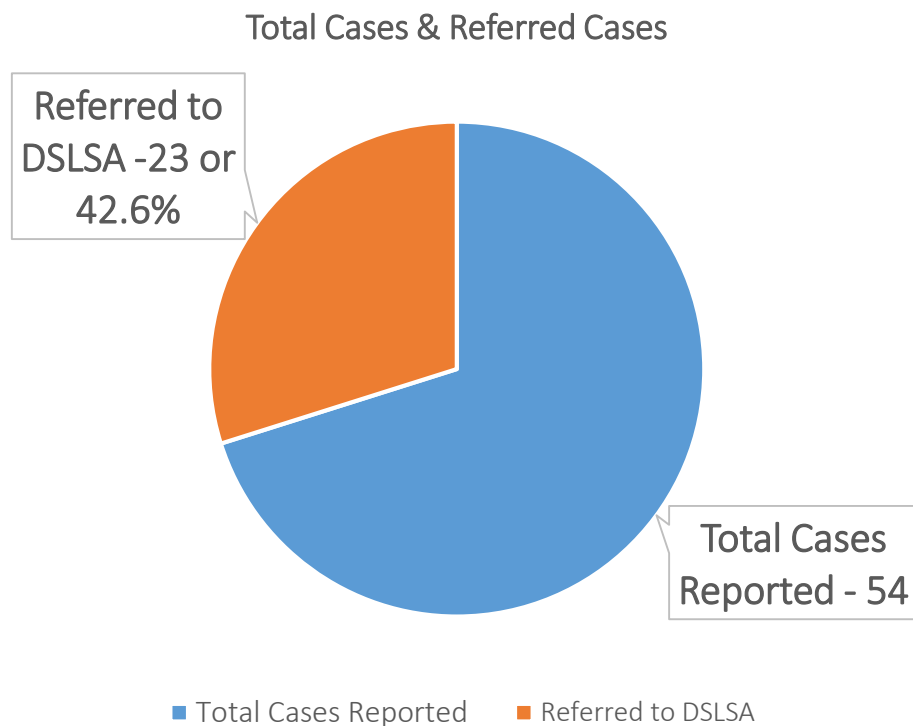
54

Total no. of cases referred to the District Legal Services Authorities in Delhi during August 2014 – May 2015 by Legal Services Clinic, LC1:

23 (42.6% of total no. of cases reported)

Comparison with previous year data of Referred cases in %ge

2013-14	2014-15	%ge Increase
34%	42.6%	8.6% ↑



## 2. Client Visits & Revisits during the year 2014-2015

New Cases	54
Client Revisits	22
Total Visits	76

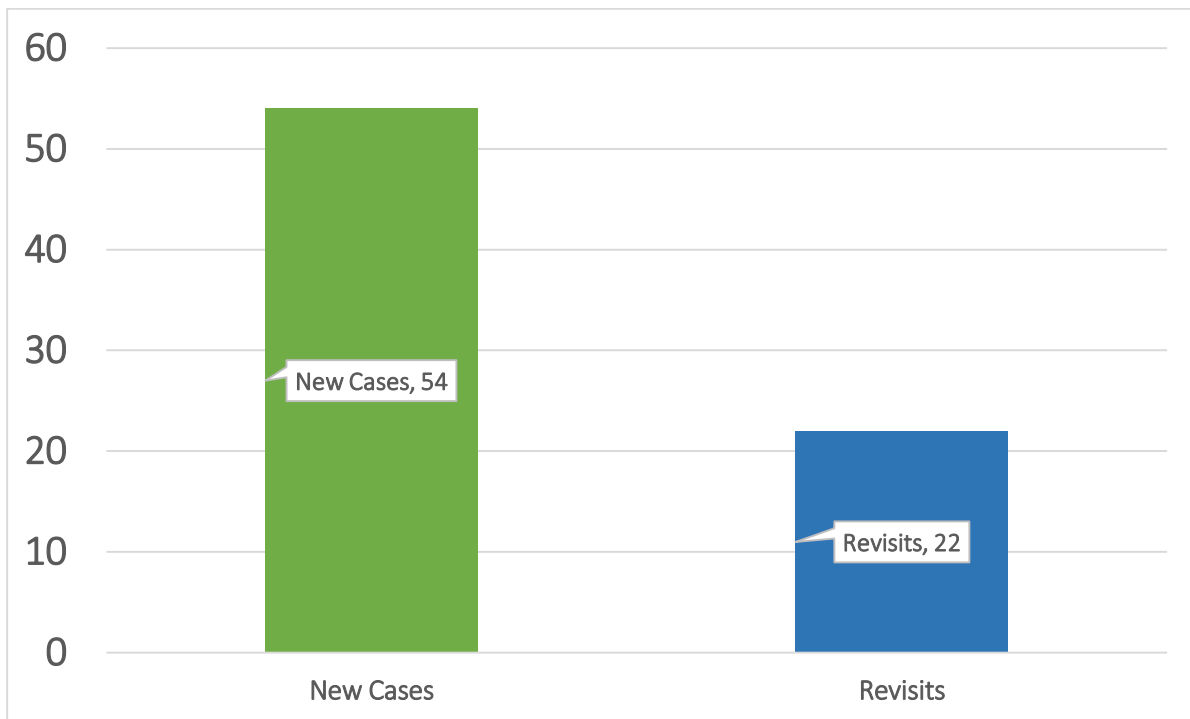


Fig: Total 54 cases were reported in the Legal services clinic during the year 2014-15.

### 3. Gender Ratio

Gender Ratio	
Men	24
Women	30

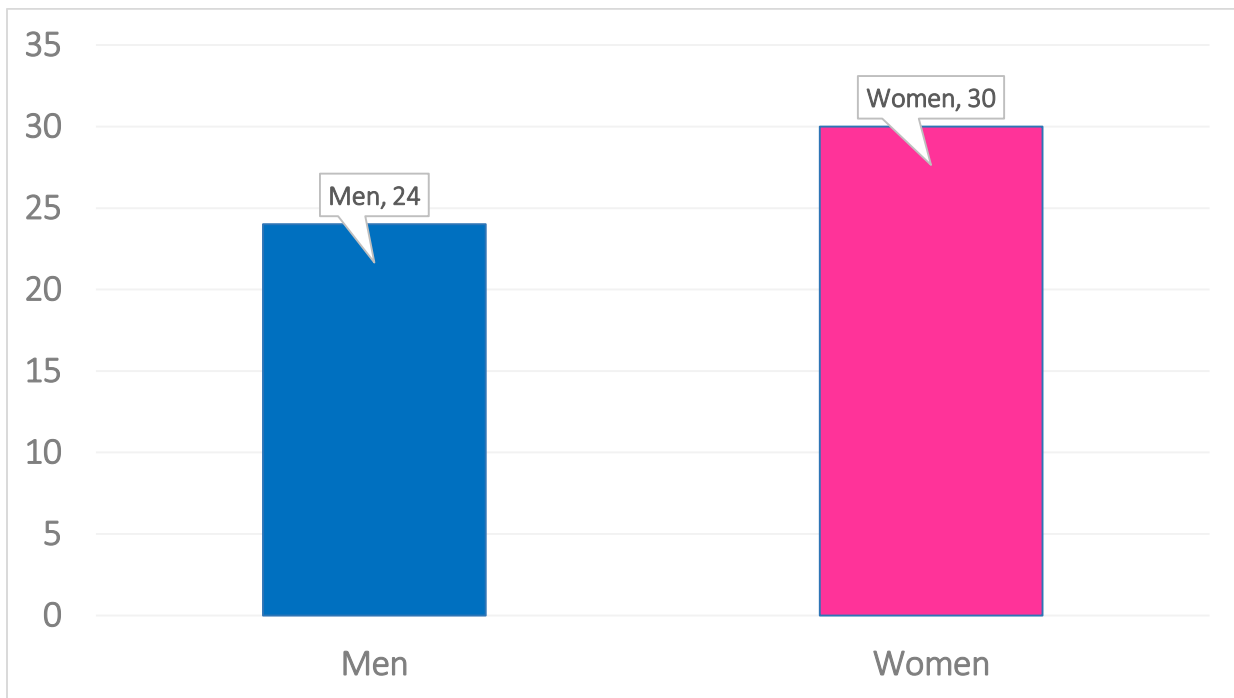


Fig: more women visited the clinic than men during the year 2014-15

## 4. Nature of Cases

Nature of Cases	No. of Cases reported
Matrimonial Issues <sup>1</sup>	13
Domestic Violence	6
Fraudulent Case	3
RTI	2
Employment Issue	5
Property Dispute	8
Public Utilities <sup>2</sup>	6
Government Schemes & Services <sup>3</sup>	15
Insurance Matters	2
Dowry Cases (included one dowry death)	3
Other Criminal Cases <sup>4</sup>	5
Missing Persons	3

---

<sup>1</sup> Matrimonial Issue include Divorce, Cruelty and maintenance related cases

<sup>2</sup> Public Utilities Include Electricity, water, Gas, bank related matters

<sup>3</sup> Government Schemes & Services include Ration Card, Voter id card, caste certificate, disability certificate, Adhaar card

<sup>4</sup> Other criminal cases include Murder, Extortion, theft and Negligence.

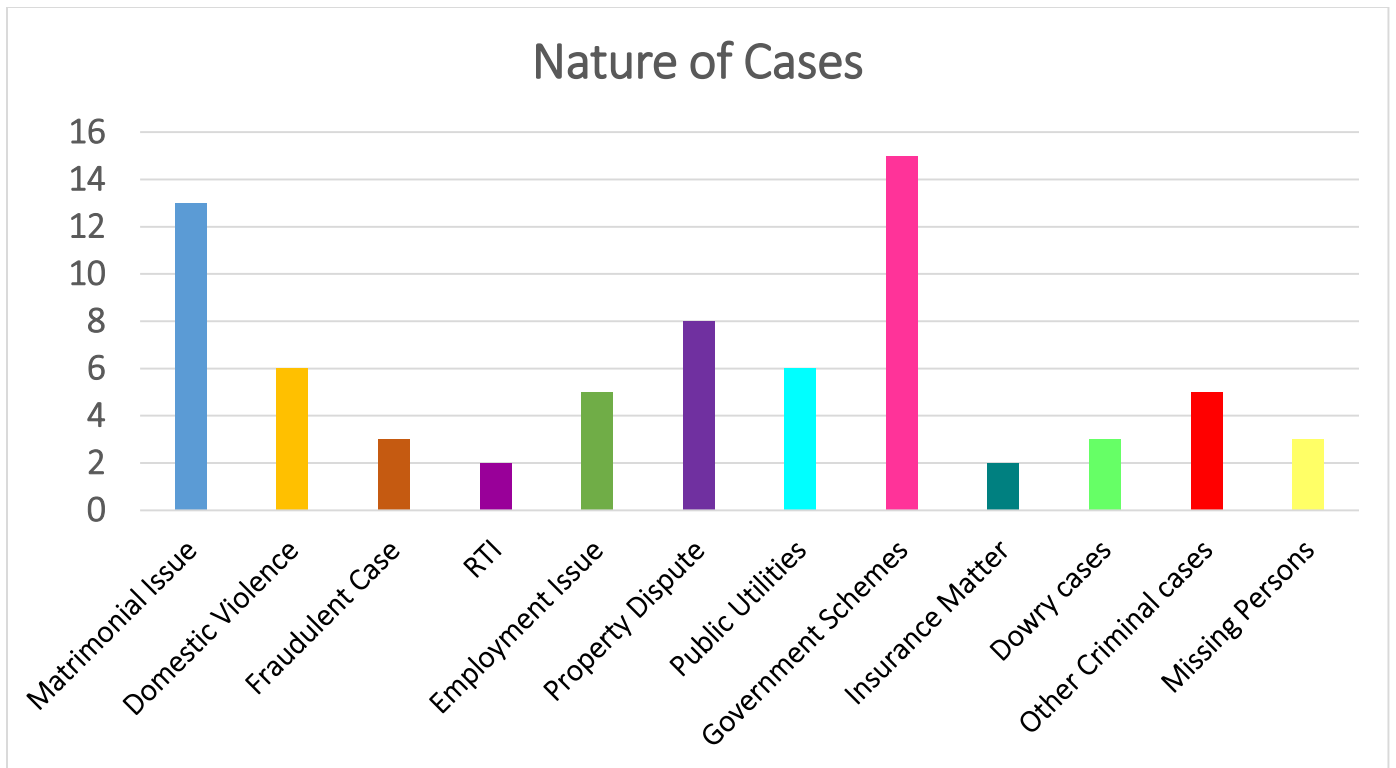


Fig: diagrammatic representation of nature of cases with their numbers reported in the legal services clinic during 2014-15.

It clearly shows that most of the matter or cases were related to the government schemes & services such as issuance of Ration card, voter ID card, and benefits for disable persons etc. After government services, the other type of cases were related to matrimonial issues such as cruelty, divorce, maintenance, dowry, etc. and the third category of cases mostly reported by the clients was related to the property matters.



## 5. Beneficiaries

Category	No. of Person visited
General	25
OBC	16
SC	13

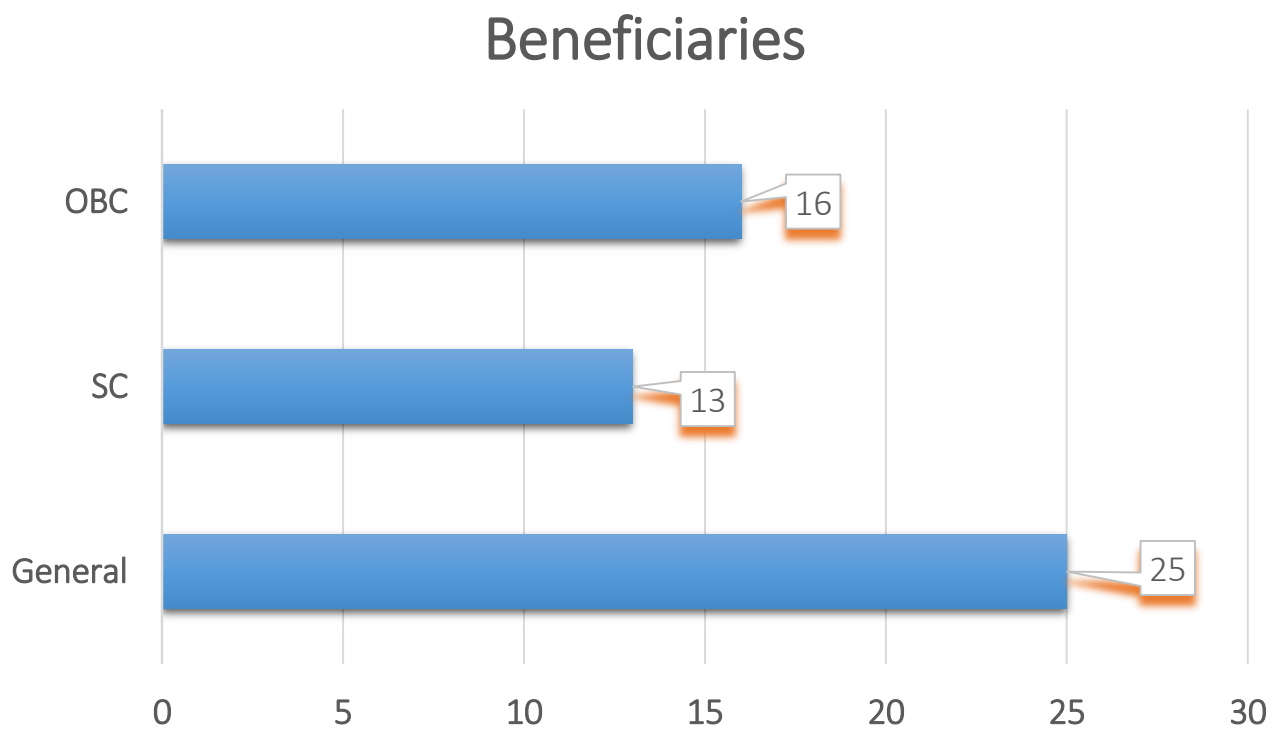


fig. beneficiaries

## 6. Monthly Trend of Cases

Month	Cases
August	6
September	7
October	7
November	13
December	2
January	5
February	5
March	5
April	3
May	1

